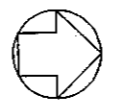


MAXIMUM ALLOWABLE SUSPENDED LOAD:
 3500 LBS IN ANY SHADED REGION, UP
 TO A MAXIMUM OF 8 POINT LOADS
 (28K TOTAL LOAD IN SYSTEM)

PARTIAL PLAN AT NORTH GRILLAGE AREA
 SCALE: 1/16" = 1'-0"



NORTH

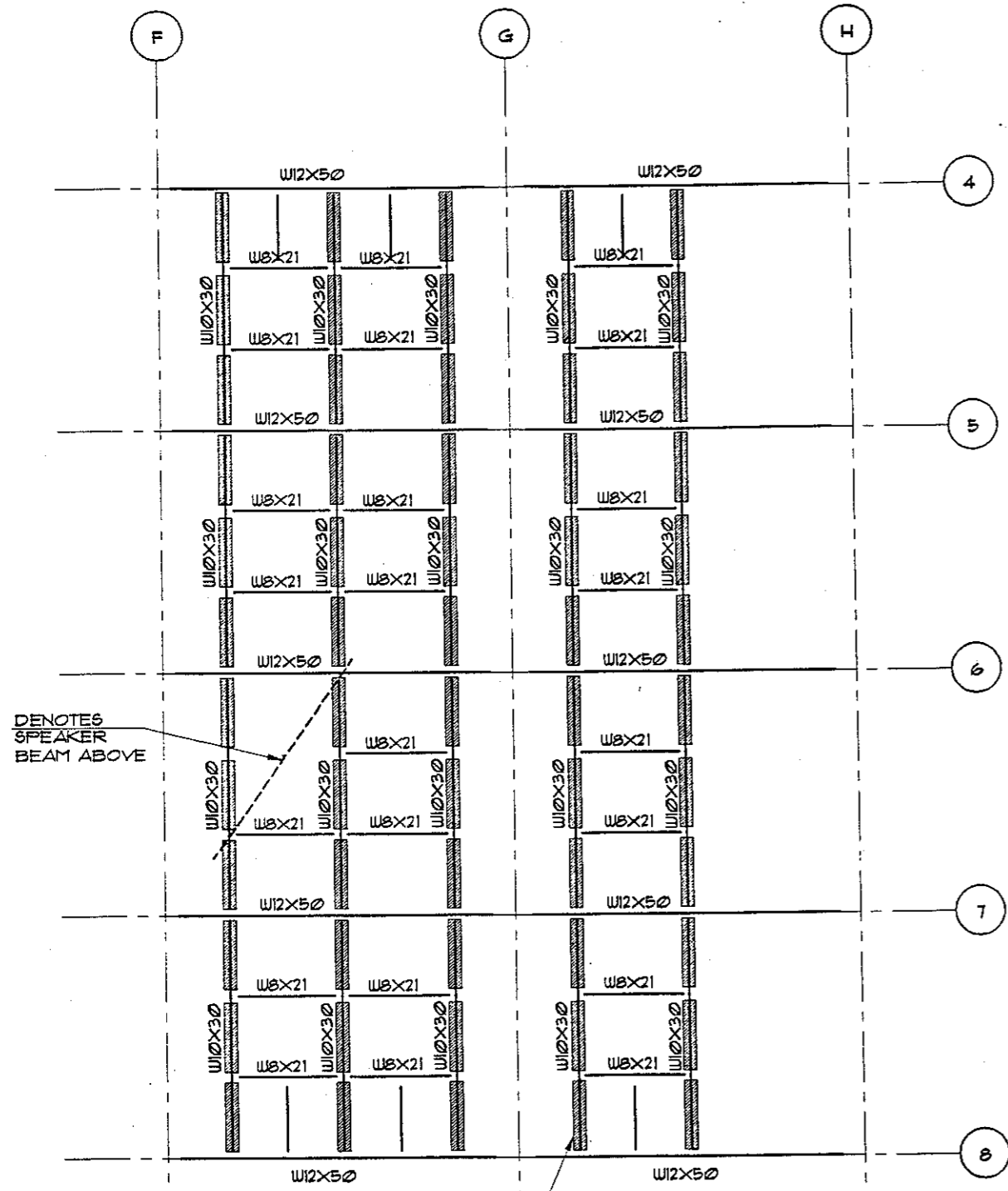


PROJECT NORTH

HK-SE
 Halvorson & Kaye
 Structural Engineers, PC
 400 West Erie St., Suite 503
 Chicago, Illinois 60610
 Tel: 312 787 HKSE (4573)
 Fax: 312 787 4558
 E-mail: HKSE@msn.com

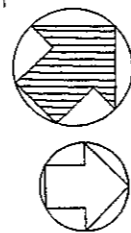
ALLOWABLE HANGING LOADS
 AT NORTH GRILLAGE AREA

SSK -



MAXIMUM ALLOWABLE SUSPENDED LOAD:
 1500 LBS IN ANY SHADED REGION, UP
 TO A MAXIMUM OF 16 POINT LOADS
 (24k TOTAL LOAD IN SYSTEM)

PARTIAL PLAN AT NORTH GRILLAGE AREA
 SCALE: 1/16" = 1'-0"



NORTH

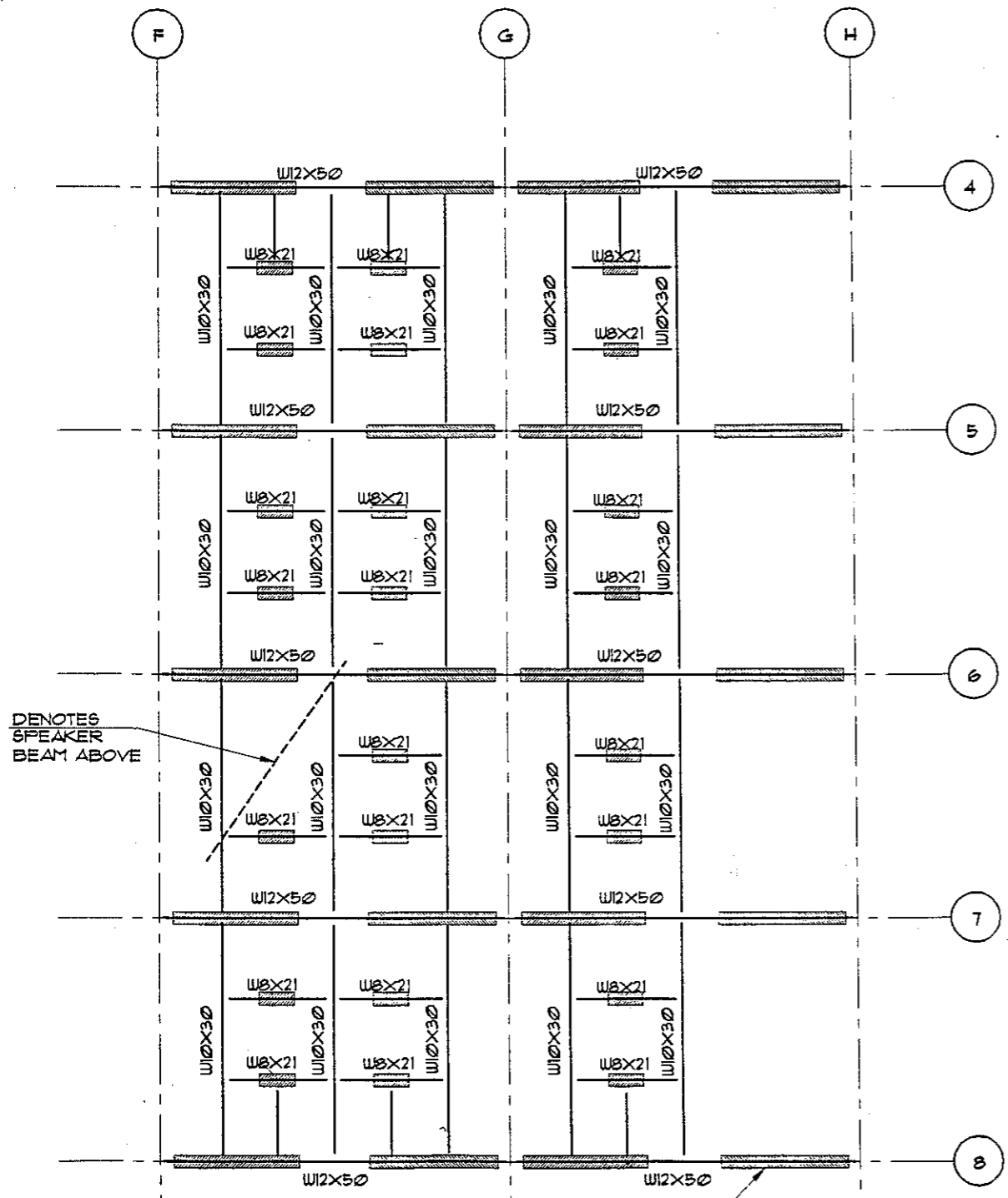
PROJECT NORTH

HK-SE

Halvorson & Kaye
 Structural Engineers, PC
 400 West Erie St., Suite 503
 Chicago, Illinois 60610
 Tel: 312 787 HKSE (4573)
 Fax: 312 787 4558
 E-mail: HKSE@msn.com

ALLOWABLE HANGING LOADS
 AT NORTH GRILLAGE AREA

SSK - 5



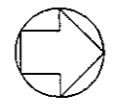
DENOTES
SPEAKER
BEAM ABOVE

MAXIMUM ALLOWABLE SUSPENDED LOAD:
1800 LBS IN ANY SHADED REGION, UP
TO A MAXIMUM OF 14 POINT LOADS
(25.2k TOTAL LOAD IN SYSTEM)

PARTIAL PLAN AT NORTH GRILLAGE AREA
SCALE: 1/16" = 1'-0"



NORTH



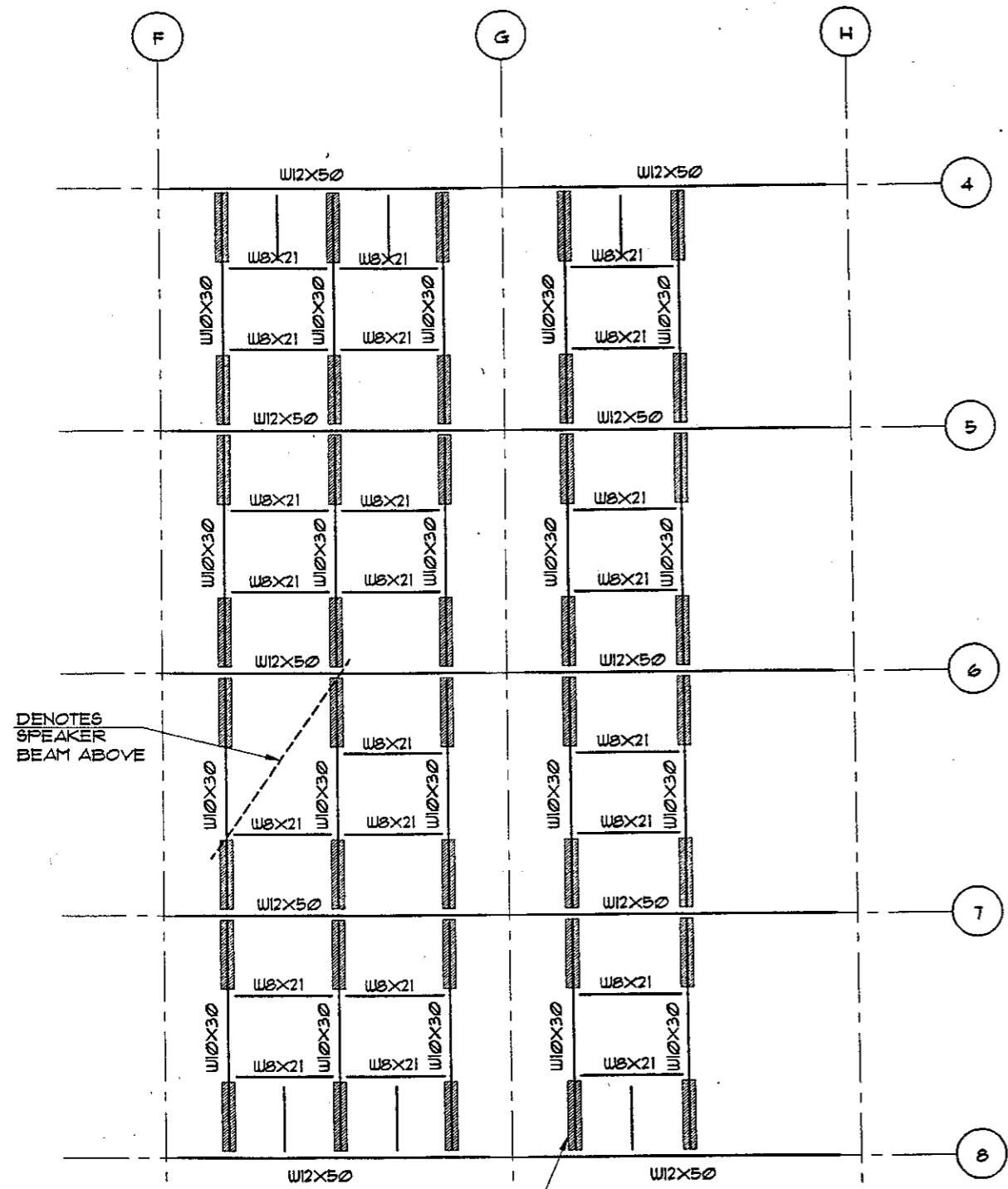
PROJECT NORTH

HKSE

Halvorson & Kaye
Structural Engineers, PC
400 West Erie St., Suite 503
Chicago, Illinois 60610
Tel: 312 787 HKSE (4573)
Fax: 312 787 4558
E-mail: HKSE@msn.com

ALLOWABLE HANGING LOADS
AT NORTH GRILLAGE AREA

SSK -

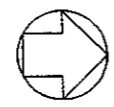


MAXIMUM ALLOWABLE SUSPENDED LOAD:
 2200 LBS IN ANY SHADED REGION, UP
 TO A MAXIMUM OF 11 POINT LOADS
 (24.2k TOTAL LOAD IN SYSTEM)

PARTIAL PLAN AT NORTH GRILLAGE AREA
 SCALE: 1/16" = 1'-0"



NORTH



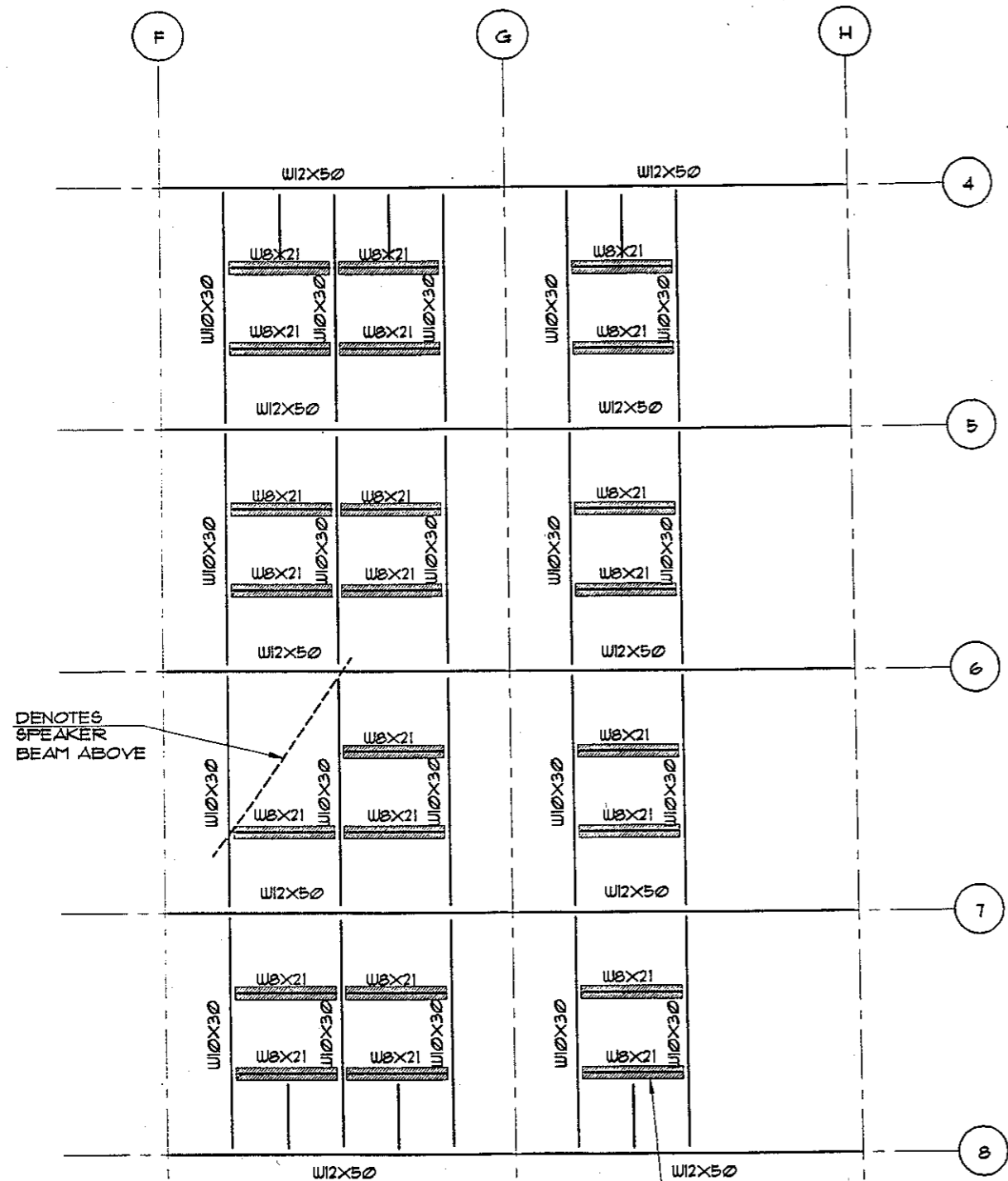
PROJECT NORTH

HKSE

Halvorson & Kaye
 Structural Engineers, PC
 400 West Erie St., Suite 503
 Chicago, Illinois 60610
 Tel: 312 787 HKSE (4573)
 Fax: 312 787 4558
 E-mail: HKSE@msn.com

ALLOWABLE HANGING LOADS
 AT NORTH GRILLAGE AREA

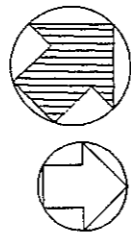
SSK - 5



DENOTES
SPEAKER
BEAM ABOVE

MAXIMUM ALLOWABLE SUSPENDED LOAD:
2500 LBS IN ANY SHADED REGION, UP
TO A MAXIMUM OF 10 POINT LOADS
(25k TOTAL LOAD IN SYSTEM)

PARTIAL PLAN AT NORTH GRILLAGE AREA
SCALE: 1/16" = 1'-0"



NORTH

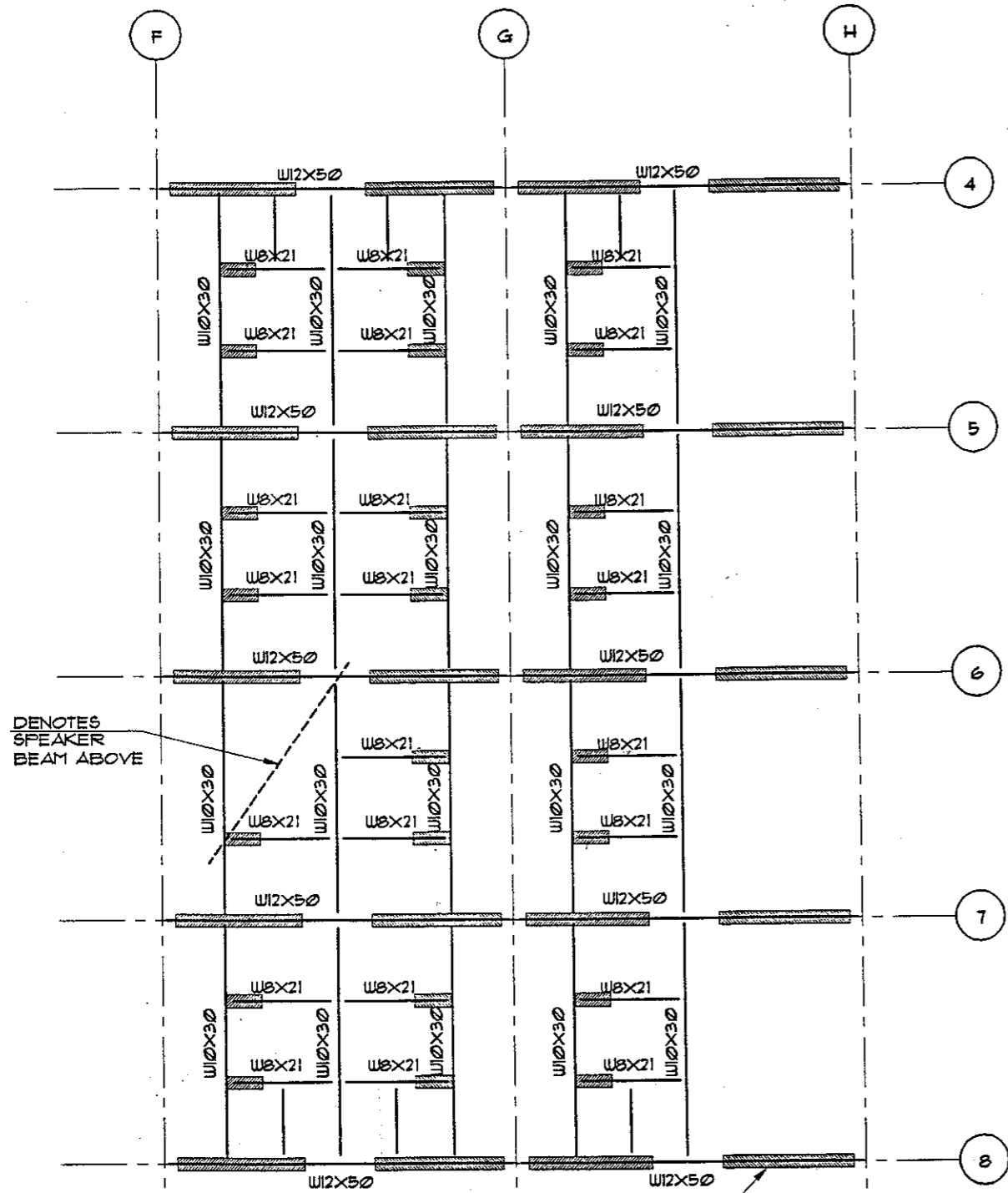
PROJECT NORTH



Halvorson & Kaye
Structural Engineers, PC
400 West Erie St., Suite 503
Chicago, Illinois 60610
Tel: 312 787 HKSE (4573)
Fax: 312 787 4558
E-mail: HKSE@msn.com

ALLOWABLE HANGING LOADS
AT NORTH GRILLAGE AREA

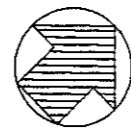
SSK - 5



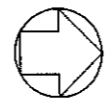
DENOTES
SPEAKER
BEAM ABOVE

MAXIMUM ALLOWABLE SUSPENDED LOAD:
2000 LBS IN ANY SHADED REGION, UP
TO A MAXIMUM OF 13 POINT LOADS
(26k TOTAL LOAD IN SYSTEM)

PARTIAL PLAN AT NORTH GRILLAGE AREA
SCALE: 1/16" = 1'-0"



NORTH



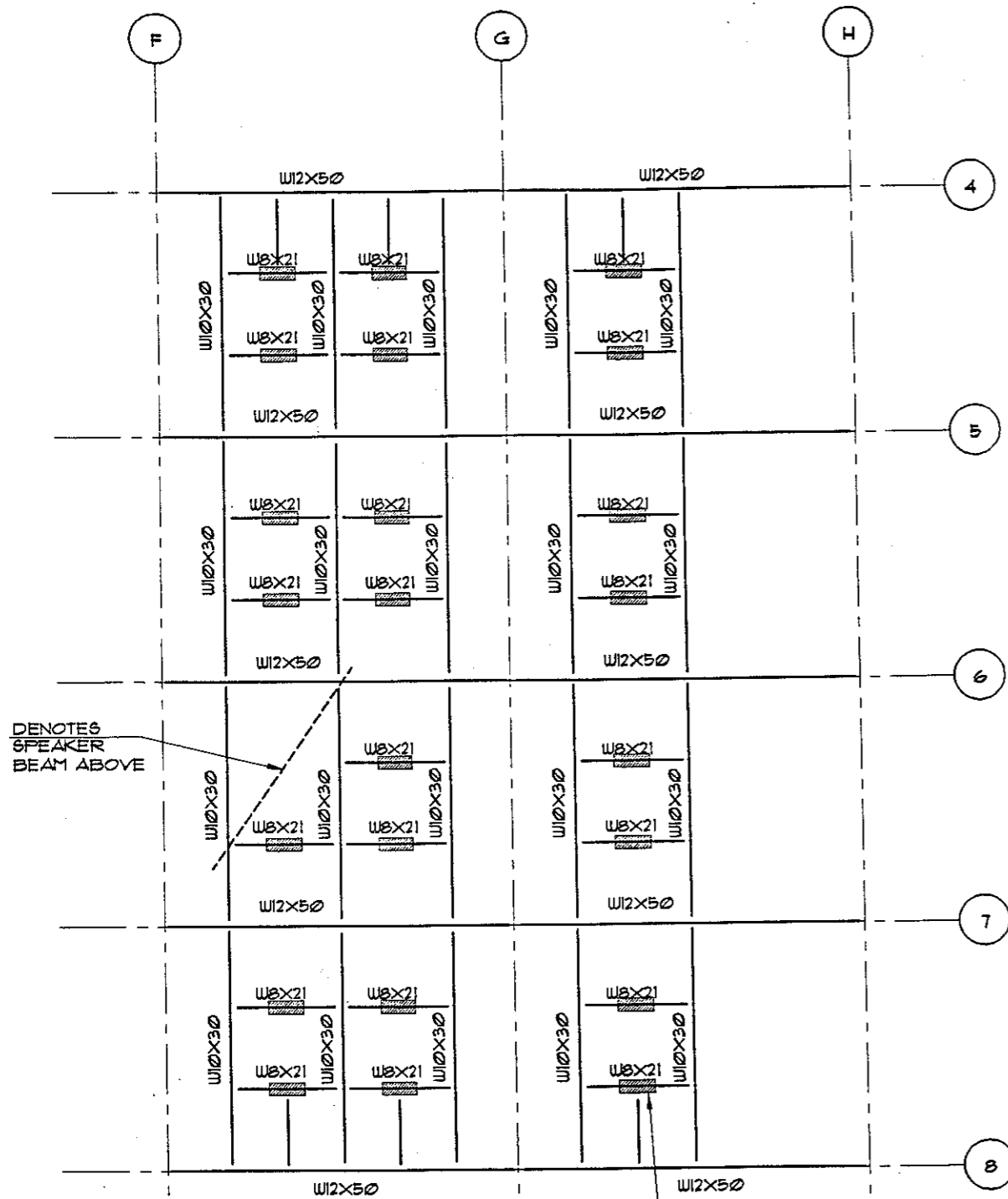
PROJECT NORTH

HKSE

Halvorson & Kaye
Structural Engineers, PC
400 West Erie St., Suite 503
Chicago, Illinois 60610
Tel: 312 787 HKSE (4573)
Fax: 312 787 4558
E-mail: HKSE@msn.com

ALLOWABLE HANGING LOADS
AT NORTH GRILLAGE AREA

SSK - 5



DENOTES
SPEAKER
BEAM ABOVE

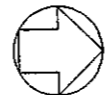
MAXIMUM ALLOWABLE SUSPENDED LOAD:
3500 LBS IN ANY SHADED REGION, UP
TO A MAXIMUM OF 8 POINT LOADS
(28k TOTAL LOAD IN SYSTEM)

PARTIAL PLAN AT NORTH GRILLAGE AREA

SCALE: 1/16" = 1'-0"



NORTH



PROJECT NORTH

HK-SE

Halvorson & Kaye
Structural Engineers, PC
400 West Erie St., Suite 503
Chicago, Illinois 60610
Tel: 312 787 HKSE (4573)
Fax: 312 787 4558
E-mail: HKSE@msn.com

ALLOWABLE HANGING LOADS
AT NORTH GRILLAGE AREA

SSK -